

## Release 3.23.2.0

### PRO Puck Integration

+ New in this release


We are very happy to announce that our colored Pucks are now available for zactrack PRO!

You can now calibrate your PRO anchors and semi-automatically center and align your fixtures using our well-known Wizards, just like with zactrack SMART!



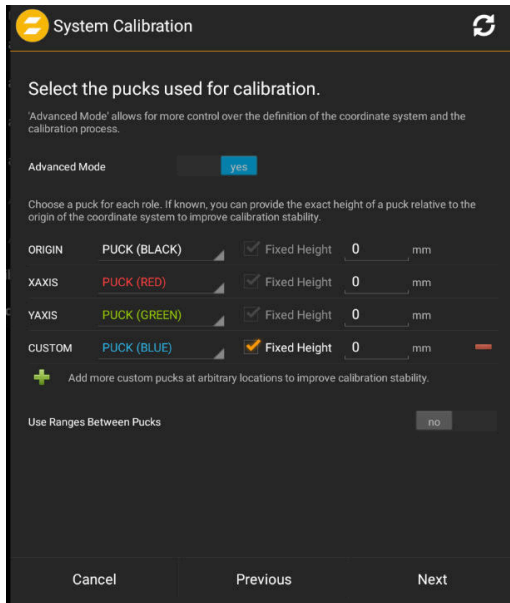
#### Set up your PRO Pucks within your system

1. Go to **Menu Dots** and tap on **System Settings**
2. Define your 4 PRO Pucks according to their colours within the **Calibration Settings** at the bottom



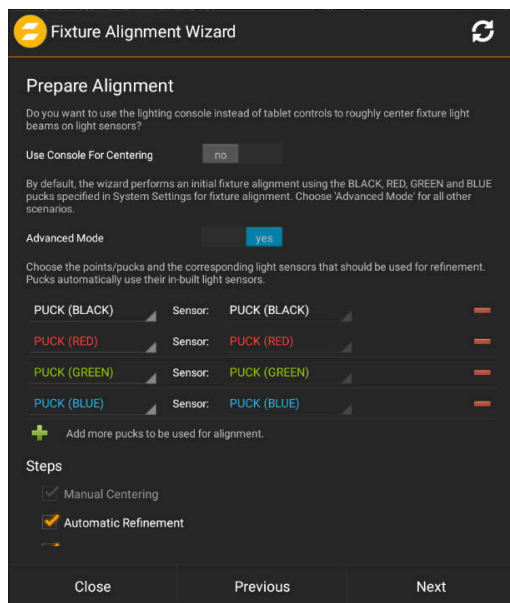
#### System Calibration

1. Go to the **Points** section within the **Show Editor**
2. Use the **System Calibration Wizard** together with our new zactrack PRO Pucks to calibrate your anchors



## Fixture Alignment

1. Go to the **Fixture** section within the **Show Editor**
2. Use the **Fixture Alignment Wizard** together with our new zactrack PRO Pucks to semiautomatically centre and align your fixtures



### NOTE

Please be aware that our new zactrack PRO Pucks require the zactrack PRO Tracking Server Upgrade V5. This effects all zactrack PRO servers purchased before September, 2022.

## **Minor Implementations & Fixes**

**Improved Import of GDTF files**

**Show the number of assigned fixtures in analyzer**

**Updated fixture library**